



1. Watch this video carefully and fill in the blank.

As a mechanical, no doubt you've had one of the situation on applications when you get to the job site and there's some kind of, either

- the has been forgotten
- or there's a scheduling problem with regard to the installation scheduled
- or the
- or the

Siemens has with a unique solution to help you these Imagine, instead of the typical chaos on the, the entire shows up, already configured, all ready to install, all in

Let's look at some of the components in this single

We have here the pre-mounted, pre-piped.

We have the




For your T&B guy when he comes later in the job, coil, all in one place already piped up.

We have a strainer installed (used to prevent the access of solids)

Only two now you need to make

A gage in case that there is a leak inside the system

In the inlet side, you see the pick up




You can the actual mounted on the, on the What you see here in the control panel, is the



Now we're looking at the coil.

This particular coil is a single row, but there are multi row coils.



Let's have a look at the Siemens ZCU, a new, unique product offered by Siemens
Guarantee to save your and on job.

Contractors who have discovered the new Siemens ZCU have experienced the joy of
..... and

2. Complete the schematic diagram to connect the ZCU to chilled water tank and identify the main components seen on the video.

